

## Advantages

- Due to its impressive T1 rating, the EN-Standard UPP Pipe maintains a very high level of safety with operational temperature range of -40 °C to 50 °C, almost zero permeation and a burst pressure capability in excess of 40 bar.
- Uses a highly efficient electrofusion welding system which connects the pipe and fittings to create a seamless direct burial pipework system.
- This eliminates any leak paths from underground tank to the dispenser connection, ensuring full protection from the ingress of ground water and eliminates the chance of a spill into the environment.
- Compatible with a wide range of fuels, alcohol mixtures and additives ensuring suitability for all fuel groups encountered around the world. Tested and approved for use with hydrocarbons, alcohol fuel blends and biofuels at pressures up to 10 bar.
- No requirement for a concrete trench because HDPE is structurally resistant to weight of backfill material and dynamic traffic loads. 30 years of experience shows no material failures and no loss into the ground.
- Extensive studies simulating fuel flow situations have demonstrated that, with a wide margin of safety, non-conductive pipe cannot be a source of spark ignition and is therefore a safe choice concerning the risks of electrostatic discharge.

## Approvals

- EN14125

## UPP EN14125 Standard Pipe

EN14125 Standard UPP Primary Pipe can be used in both suction and pressure applications and is ideal for use as product fill lines or vapour vent lines in forecourts, marinas and airports where EN14125-approved pipe is the desired specification. Available in diameters ranging from 50 mm to 110 mm, UPP Primary Pipe comes in both coils as well as straight lengths to accommodate any installation. For pressure systems or environmentally sensitive installations, UPP Primary Pipe combines with the UPP Secondary Pipe to form an enhanced level of protection as UPP Coaxial (Secondary) Piping. The HDPE (high-density polyethylene) outer layer construction of all UPP Pipe allows all connections to be joined using the electrofusion welding process; providing a solid, single continuous system of pipework.



## UPP Primary Pipe Now With Natural EVOH Liner

The EVOH (ethylene vinyl-alcohol) resin layer now coating the interior of UPP EN14125 Primary Pipe provides an enhanced permeation barrier and an added level of protection with several other ancillary upgrades. The un-pigmented EVOH resin used in UPP Primary Pipe allows it to achieve an impressive T1 temperature rating under the EN14125 Standard, a testament to the strength and performance of the new liner. Additionally, the strength properties that un-pigmented EVOH resin and PE100 combination has allows for a reduction in the thickness of the HDPE outer layer while still maintaining the stringent permeation requirements and pressure rating of the EN14125 Standard, thus allowing for a greater inner diameter and the potential for an increase in flow rates as well as a decrease in pressure loss.

## Installation

Pipework is easily installed through the innovative electrofusion process which welds the system together using fittings and entry seals to provide one solid-construction system from the underground tank sump to the dispenser sump.



# Piping

## UPP EN14125 Standard Primary Pipe

Model	Description (mm)	Ø (mm)	Unit	Pack (m)	Weight (kg/m)	Weight (lbs./ft.)	SDR	Primary ID (mm)	Bend Radius (m)
001-050-006-E	50	50	6 m Stick	696	0.66	0.45	11	40.9	0.75
001-050-050-E	50	50	50 m Coil	50	0.66	0.45	11	40.9	0.75
001-050-100-E	50	50	100 m Coil	100	0.66	0.40	11	40.9	0.75
001-063-006-E	63	63	6 m Stick	408	0.89	0.60	13.6	53.6	0.90
001-063-007-E	63	63	7.5 m Stick	510	0.89	0.60	13.6	53.6	0.90
001-063-008-E	63	63	8 m Stick	544	0.89	0.60	13.6	53.6	0.90
001-063-100-E	63	63	100 m Coil	100	0.89	0.60	13.6	53.6	0.90
001-090-006-E	90	90	6 m Stick	204	1.81	1.22	13.6	76.6	2.25
001-090-050-E	90	90	50 m Coil	50	1.81	1.22	13.6	76.6	2.25
001-110-006-E	110	110	6 m Stick	138	2.68	1.80	13.6	93.8	2.75

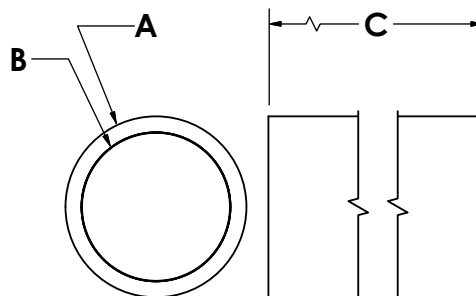


### Specifications

- Material: PE100 with EVOH resin barrier
- Primary pressure rating (bar/psi): 10/145
- Primary colour: Black with two clusters of four green stripes, clear inner liner
- Temperature rating: Class T1 Rating (EN14125) -40 °C to 50 °C
- Primary vacuum rating (-bar/"Hg): -0.9/-26.6

## UPP EN14125 Standard Primary Pipe Dimensions

Model	A (mm)	B (mm)	C (m)
001-050-006-E	50	40.9	6
001-050-050-E	50	40.9	50
001-050-100-E	50	40.9	100
001-063-006-E	63	53.6	6
001-063-007-E	63	53.6	7.5
001-063-008-E	63	53.6	8
001-063-100-E	63	53.6	100
001-090-006-E	90	76.6	6
001-090-050-E	90	76.6	50
001-110-006-E	110	93.8	6



## UPP EN14125 Standard Fill/Vent Pipe

Model	Ø (mm)	Unit	Pack (m)	Weight (kg/m)	Weight (lbs./ft.)	SDR	Primary ID (mm)	Bend Radius (m)
001-110-006-FILL-E	110	6 m Stick	138	2.22	1.49	17	96.8	2.75

### Specifications

- Material: PE100 with EVOH resin barrier
- Primary pressure rating (bar/psi): 6/87
- Primary colour: Black with two clusters of four green stripes, clear inner liner
- Temperature rating: Class T1 Rating (EN14125) -40 °C to 50 °C
- Primary vacuum rating (-bar/"Hg): -0.9/-26.6

## UPP EN14125 Standard Fill/Vent Pipe Dimensions

Model	A (mm)	B (mm)	C (m)
001-110-006-FILL-E	110	96.8	6

## UPP EN14125 Standard Coaxial (Secondary) Pipe

Model	Description (mm)	Unit	Pack (m)	Weight (kg/m)	Weight (lbs./ft.)	SDR	Primary ID (mm)	Bend Radius (m)
001-063-050-030-E	50	30 m Coil	30	1.17	0.78	11/26	40.9	0.90
001-063-050-100-E	50	100 m Coil	100	1.17	0.78	11/26	40.9	0.90
001-075-063-010-E	63	10 m Stick	460	1.56	1.05	13.6/26	53.6	1.12
001-075-063-030-E	63	30 m Coil	30	1.56	1.05	13.6/26	53.6	1.12
001-075-063-050-E	63	50 m Coil	50	1.56	1.05	13.6/26	53.6	1.12

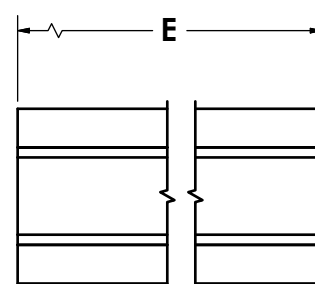
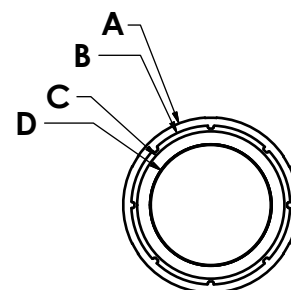


### Specifications

- Material: PE100 with EVOH resin barrier (Primary) and PE80 (Secondary)
- Primary pressure rating (bar/psi): 10/145
- Primary colour: Black with two clusters of four green stripes, clear inner liner
- Secondary colour: Black with six green stripes
- Secondary pressure rating (bar/psi): 5/72
- Temperature rating: Class T1 Rating (EN14125) -40 °C to 50 °C
- Primary vacuum rating (-bar/"Hg): -0.9/-26.6
- Secondary vacuum rating (-bar/"Hg): -0.6/-17.8

## UPP EN14125 Standard Coaxial (Secondary) Pipe Dimensions

Model	A (mm)	B (mm)	C (mm)	D (mm)	E (m)
001-063-050-030-E	63	57	50	40.9	30
001-063-050-100-E	63	57	50	40.9	100
001-075-063-010-E	75	68	63	53.6	10
001-075-063-030-E	75	68	63	53.6	30
001-075-063-050-E	75	68	63	53.6	50



## UPP EN14125 Standard Secondary Sleeve

Model	Description (mm)	Unit	Pack (m)	Weight (kg/m)	Weight (lbs./ft.)	SDR	Bend Radius (m)
000-063-006-SC-E	63	6 m Stick	544	0.5	0.34	26	0.9
000-075-006-SC-E	75	6 m Stick	276	0.67	0.45	26	1.12
000-075-008-SC-E	75	8 m Stick	368	0.67	0.45	26	1.12
000-110-006-SC-E	110	6 m Stick	138	1.46	0.98	26	2.75
000-125-006-SC-E*	125	6 m Stick	90	1.89	1.27	26	3.1
000-160-006-SC-E*	160	6 m Stick	54	3.02	2.10	26	N/A

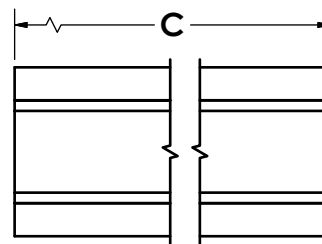
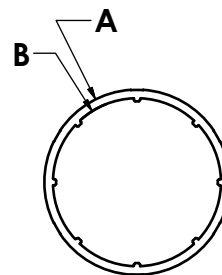


### Specifications

- Material: PE80 (\*PE100)
- Secondary pressure rating (bar/psi): 5/72
- Primary colour: Black with six green stripes
- Temperature rating: Class T1 Rating (EN14125) -40 °C to 50 °C
- Primary vacuum rating (-bar/"Hg): -0.6/-17.8

## UPP EN14125 Standard Secondary Sleeve Dimensions

Model	A (m)	B (m)	C (mm)
000-063-006-SC-E	63	57	6
000-075-006-SC-E	75	68	6
000-075-008-SC-E	75	68	8
000-110-006-SC-E	110	100	6
000-125-006-SC-E	125	115	6
000-160-006-SC-E	160	147	6



## UPP EN14125 Standard Primary/Secondary Pipe Diameter Compatibility Chart

		Primary			
		50 mm (1.5")	63 mm (2")	90 mm (3")	110 mm (4")
Secondary	63 mm (2")	X	-	-	-
	75 mm (3")	-	X	-	-
	110 mm (4")	Y	Y	X	-
	125 mm (5")	Y	Y	Y	X
	160 mm (6")	Y	Y	X	X

X = Standard, Y = Compatible (not standard), - = Non-compatible



franklinfueling.com

3760 Marsh Rd. • Madison, WI 53718, USA  
 Tel: +1 608 838 8786 • Fax: +1 608 838 6433  
 Tel: USA & Canada 1 800 225 9787 • Tel: UK +44 (0)1473 243300

