

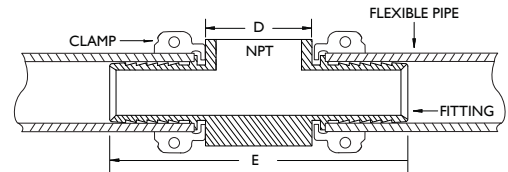
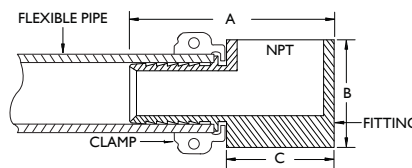
**Advantages**

- Ideal for retrofit installations where containment sump has limited space or a narrow base.
- Eliminate threaded pipe joints inside of containment space; freeing up valuable space in tight quarters.
- Reduce installation time.
- Stainless steel design allows use with any fueling application.
- Available in non-swivel clamshell version for use with 1 1/2", 1 3/4", and 2" XP pipe.
- This installation can be completed in less than 16" of space

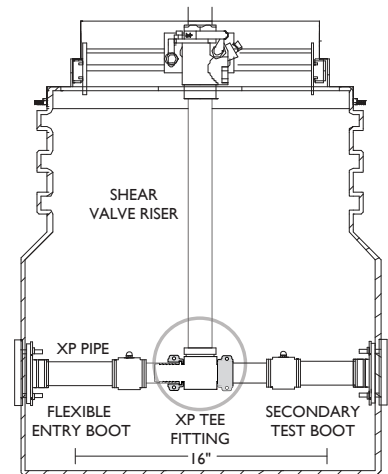


# XP Clamshell Non-Swivel Tee and Elbow Pipe Fittings

Installing flexible pipe inside of a narrow-base dispenser sump has never been easier. The XP clamshell non-swivel tee and elbow fittings allow for an easy space-saving installation by enabling an installer to connect flexible pipe directly into a shear valve riser, eliminating the need for extra galvanized fittings. By eliminating the galvanized fittings, you also reduce the amount of potential leak points, giving you peace of mind that your installation is secure. With the tee and elbow fittings you can complete an XP pipe installation inside of a sump in less than 16" of linear space. The stainless steel design of the fittings makes them an ideal solution for any fueling application.



Model	A	B	C	D	E
TEE/ELB-XP-150	4.75"	2.50"	2.50"	2.50"	4.75"
TEE/ELB-XP-175	4.75"	2.50"	2.50"	2.50"	7.00"
TEE/ELB-XP-200	5.00"	2.50"	2.50"	2.50"	7.00"



Model	Description
TEE-XP-150	XP tee clamshell non-swivel pipe fitting
ELB-XP-150	XP elbow clamshell non-swivel pipe fitting
TEE-XP-175	XP tee clamshell non-swivel pipe fitting for 1 3/4" XP pipe
ELB-XP-175	XP elbow clamshell non-swivel pipe fitting for 1 3/4" XP pipe
TEE-XP-200	XP tee clamshell non-swivel pipe fitting for 2" XP pipe
ELB-XP-200	XP elbow clamshell non-swivel pipe fitting for 2" XP pipe