

Service Station Hardware



Model 800 Tank Vents

EBW's tank vents are designed to provide an open path for vapors from an underground or aboveground storage tank to the atmosphere.

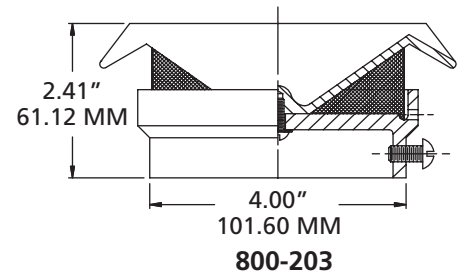
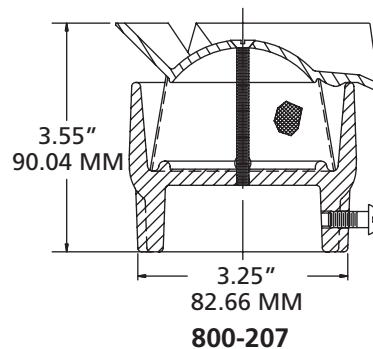
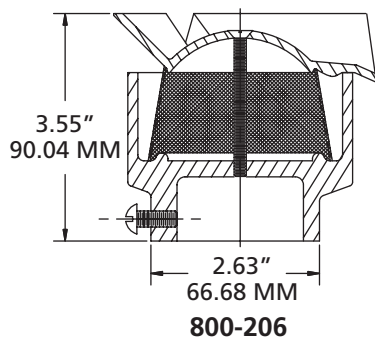


Design Highlights & Advantages

- Dome shaped top designs drains off moisture including rain, snow and ice.
- 30 mesh flame arresting screen prevents dirt and debris from entering vent lines.

MATERIALS

Body: Aluminum
Lid: Zinc-plated steel
Seal: Brass



PART	SIZE		WEIGHT		INSTALLATION
	IN.	MM.	LBS	KG	
800-206-01	1.50	38	1.00	.45	screw type
800-207-02	2.00	51	1.00	.45	screw type
800-203-01	3.00	76	1.19	.54	screw type